




Hospitality
Infrared Heaters
SRG SERIES




- Seven input sizes from 40,000 to 125,000
- Vented and indirect vented operation.
- CSA Design Certified
- 5 Year Limited Warranty On Emitter Tube

SRG Series

Push Through Positive Pressure Tube Heater

Specifically Designed For Golf Ranges & Hospitality Applications

- Emitter Tubes are all calorized steel for higher radiant efficiency and corrosion resistance.
- Emitter tube terminates inside the reflector body and the products of combustion are discharged under the reflector body to increase the return tube temperature and improve overall efficiency.
- No exposed exhauster motors. The blower is enclosed inside the burner box for quieter system operation and less maintenance.
- Two Point Tube Suspension System with external frame brackets to minimize assembly & installation time.



QUICK SPECS

7 MODELS

From 40,000 To 125,000 BTU/Hr.

GAS TYPE

Natural Or LP Gas

IGNITION TYPE

Millivolt Standing Pilot

GAS CONNECTION

Standard 1/2" NPT Female

CERTIFICATION

CGA Design Certified

VENTING

Vented & Indirect Vented

Single Stage Or 2 Stage
Operation



TECHNICAL DATA



Technical Specifications

MODEL	SINGLE STAGE	TWO STAGE		TOTAL EMITTER LENGTH				MINIMUM MOUNTING HEIGHT
	BTU/HR INPUT	BTU/HR HIGH INPUT	BTU/HR LOW INPUT	VENTED		UNVENTED		
				20 FT	30 FT	20 FT	30 FT	
SRG 40	40,000	40,000	25,000	●		●	●	10 FT
SRG 50	50,000	50,000	30,000	●	●	●	●	10 FT
SRG 60	60,000	60,000	40,000	●	●	●	●	11 FT
SRG 75	75,000	75,000	50,000		●	●	●	13 FT
SRG 80	80,000	80,000	55,000			●	●	13 FT
SRG 100	100,000	100,000	65,000			●	●	14 FT
SRG 125	125,000	125,000	80,000				●	14 FT

Indicate model number based on Btu/hr input (e.g., 100,000 BTU/hr), total emitter length, (e.g., 30 feet) and gas type (e.g., natural gas single stage input). The unit selection for a straight tube would be SRG100-30-N5. *MOUNT HEATERS AS HIGH AS POSSIBLE. Minimums are shown for indoor applications as a guideline for human comfort and uniform energy distribution. For outdoor applications heaters can be mounted lower. Consult your Space-Ray representative for the particulars of your installation requirements.

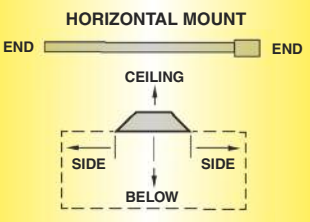
GAS TYPE	BURNER PRESSURE	SUPPLY PRESSURE		GAS CONNECTION	VOLTAGE	AMPS	IGNITION TYPE	FLUE CONNECTION	OUTSIDE COMBUSTION AIR CONNECTION
		MIN	MAX						
NATURAL	3.5" W.C.	5" W.C.	14" W.C.	1/2" NPT	120 VAC 60 HZ	1.8	DIRECT SPARK	4" ROUND	4" ROUND
PROPANE	10" W.C.	11" W.C.	14" W.C.						

Note: For installations higher than 2000 ft above sea level, please consult the factory regarding recommended derating of heaters.

CONTROL SUFFIX	TYPE OF GAS	DESCRIPTION
N5 / L5	NATURAL / PROPANE	SINGLE STAGE GAS VALVE - SINGLE STAGE INPUT
N7 / L7	NATURAL / PROPANE	TWO STAGE GAS VALVE - MODULATING INPUT - HIGH/LOW FIRE

Minimum Clearances To Combustibles

MODEL	MOUNTED HORIZONTALLY			
	SIDES	CEILING*	BELOW	ENDS
SRG 40, 50	22"	8"	56"	15"
SRG 60, 75, 80	22"	8"	60"	15"
SRG 100	25"	8"	80"	15"
SRG 125	28"	8"	80"	20"



COMBUSTION AIR AND VENTILATION

Combustion air and venting requirements for all gas-fired heating equipment must be provided per the National Fuel Gas Code NFPA54 and CAN B149 or the authority having jurisdiction over the installation. Refer to Installation and Operation Instructions for further information. An indirect vented installation requires a minimum ventilation flow of 4 CFM per 1000 Btu/hr of total installed heater capacity on natural gas by either gravity or power ventilation (4.18 CFM per 1000 Btu/hr on propane). For indirect vented applications, building exhaust opening must be located above the level of the heaters and the inlet air openings must be located below the level of the heaters.

FOR YOUR SAFETY

OPERATE SUNSTAR GAS INFRARED HEATERS WITH PROPER CARE AND OBSERVE ALL SAFETY PRECAUTIONS. Installation and service must be performed by a licensed contractor. The installation must conform with local codes. In the absence of local codes, the installation must conform with the National Fuel Gas Code ANSI Z223.1 (latest edition also known as NFPA 54) or CAN B149 installation codes (latest edition).

We Make Winters Warmer

SunStar Heating Products, Inc.

306 West Tremont Avenue
 PO Box 36271 Charlotte, North Carolina 28236
 Telephone (888) 778-6782 (704) 372-3486 Fax (704) 332-5843

Email: info@sunstarheaters.com www.sunstarheaters.com

SunStar Heating Products, Inc. strives to improve quality and performance on a continuing basis and reserves the right to change specifications and material without notice.

©Copyright 2020, SunStar Heating Products, Inc.



DISTRIBUTED BY _____

