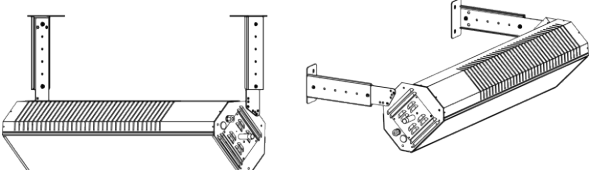
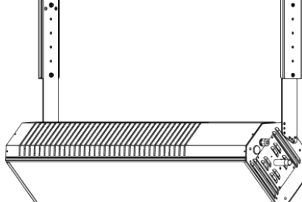
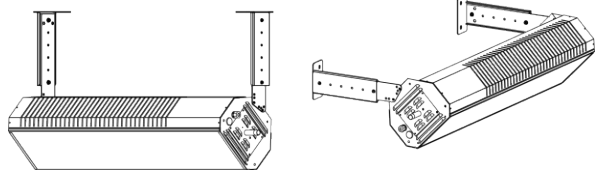
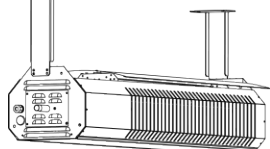
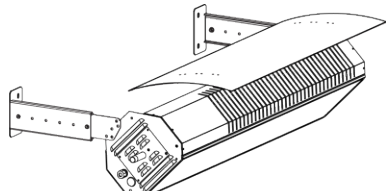
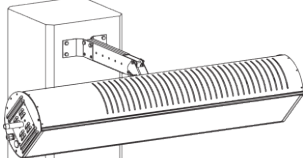
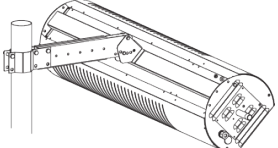
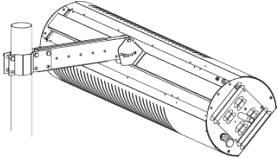

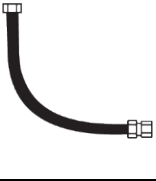
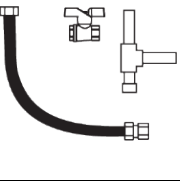

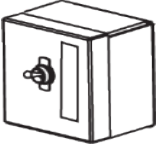


## 10.0) ACCESSORIES

Below are the optional accessories available for the Wind Blocker Patio heater.

PN	Description	Picture
44560350	Wall / Ceiling Telescopic Mounting Bracket Kit- 15"-22" overhead space (check clearances to combustibles space above the heater before ordering)	
44560351	Ceiling Telescopic Mounting Bracket Kit- 22"-30" overhead space (check clearances to combustibles space above the heater before ordering)	
44560352	Wall / Ceiling Telescopic Mounting Bracket Kit- 15"-30" overhead space (check clearances to combustibles space above the heater before ordering) includes both the 15-22" and 22-30" extension legs.	
44560353	Ceiling Mount Bracket Kit- 10" fixed installation for minimum overhead clearance. This bracket is only for horizontal mounting with the heat shield	
44566300 SGL35  44566400 SGL50	Heat Shield Kit - Reduced clearances to combustible option when installed. Mounting angles are restricted to 0, 15, 30, 45 and 60°.	
44560590	Column Mounting Arm Kit - suitable for columns 8" and wider.	
44560600	3 " Pole Mounting Bracket Kit	
44560609	4" Pole Mounting Bracket Kit	

41690120	Chain Kit, 12 ft. chain w/ 8 hooks	
30302241	Gas Connector - Black Powder Coated Paint to match the heater. 1/2"OD -24" Long with 1/2MIP X 1/2 FIP Connection	
44604500	Gas Connection Kit- 1/2"-Includes Gas Connector, Manual Ball Valve, Sediment Trap (Tee, Cap, Nipple), Thread Sealing Compound	
03307260	Gas regulator 2psig to 11" w.c. 1/2" NPT inlet and outlet.	
40147010	3 Position Switch Kit, (High/Low/Off) for manual heater control. Included with models (N10/L10).	
44195000	Two Stage Relay Kit (one per heater required) for controlling multiple heaters w/a single 24V Two Stage thermostat	