




INDOOR & OUTDOOR
Radiant Patio Heaters
 SGL SERIES



SunStar GLASS™ Series

Unmatched Versatility. Efficient. Wind & Rain Resistant.

NOW AVAILABLE UP TO 50,000 BTU/hr



- Outdoor rated.
- Wind Resistant up to 40mph
- Can be mounted from horizontal position to 60°
- Two-stage (high/low) models.
- Optional remote control.
- Available for natural gas and LPG.
- Chain suspension or mounted with brackets on wall or ceiling.
- Aesthetically designed with glass front to blend with nearly any decor.
- CSA Design Certified -Z83.19 & Z83.26
- 3 year warranty on burner assembly and 1 year limited warranty on controls.

QUICK SPECS

Designed For Outdoor Hospitality Environments

HEATING CAPACITY
 24,000 To 50,000 BTU/hr

MODELS
 Single Or 2-Stage Operation

MOUNTING
 Chain Suspension
 Or Wall/Ceiling Brackets
 (HORIZONTAL OR UP TO 60°)

FUEL
 Natural Gas Or Propane

ELECTRICAL
 120VAC, 60Hz

IGNITION
 Direct Spark

When tied directly into the gas line, the time and cost spent replacing propane bottles can be eliminated.

The GLASS™ radiant patio heater is SunStar's newest line of heaters designed for restaurants and other hospitality service industries.

For commercial applications, radiant infrared heating is easy to install and energy efficient. The GLASS™ radiant patio heater is ideal for outdoor or partially covered dining areas, bars, patios, verandas, smoking areas, vestibules and other outdoor covered areas.

Like the radiant warmth from the sun, radiant heat warms people and objects directly at floor level without first heating the surrounding air. Customers can dine and relax under the radiant warmth of the GLASS™ and help you to maximize the use of your seating areas during those colder winter months.

Ask your SunStar distributor about all the great features and benefits of SunStar's new GLASS™ radiant patio heater and how it can help to maximize your profits.



An optional Heat Shield can be installed to reduce the clearances above the heater

TECHNICAL DATA

Mounting Option



Optional adjustable mounting bracket allows the heaters to be installed directly to the wall or ceiling at different angles.



Remote Control

Heaters can be controlled individually using our 2 stage remote control. One remote can control multiple heaters. Wireless remote operation includes N10 and L10 Models.



2 Stage Operation

Can be controlled individually or in zones by a simple three position switch or a thermostat. It allows the owner to operate the heater at low fire on mild days and switch to full power on cold days.

Technical Specifications

MODEL**	GAS TYPE	INPUT BTU/Hr		TYPICAL MOUNTING HEIGHT*		SPACING BETWEEN HEATERS		BURNER PRESSURE	SUPPLY PRESSURE		SHIPPING WEIGHT
		HIGH	LOW	HORIZ	ANGLE	HORIZ	ANGLE		MINIMUM	MAXIMUM	
SGL35 - N7/N10*	Natural Gas	35,000	24,000	8 – 11 ft.	7 – 9 ft.	8 – 16 ft.	8 – 18 ft.	6.0" w.c.	7.0" w.c.	14" w.c.	55 lbs.
SGL35 - L7/ L10*	Propane							11.0" w.c.	11.5" w.c.		
SGL50 - N7/ N10*	Natural Gas	50,000	34,000	9 – 12 ft.	8 – 11 ft.	8 – 16 ft.	10 – 20 ft.	6.0" w.c.	7.0" w.c.	14" w.c.	62 lbs.
SGL50 - L7/ L10*	Propane							11.0" w.c.	11.5" w.c.		

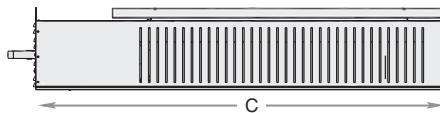
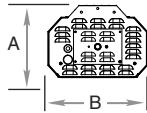
Electrical: 120 VAC/60 Hz Electrical Supply – Direct Spark Ignition system - 0.4 Amp draw

*The suggested mounting heights and spacing are subject to site conditions. Heaters can be operated in excessive weather conditions. Excessive weather and high winds (15+ mph) can reduce the effectiveness of the heaters.

**Can be operated as a single stage heater with jumper wire.

• N10 and L10 models indicate with remote model.

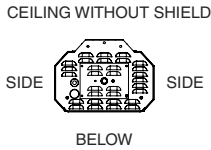
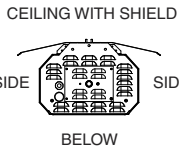
Dimensions



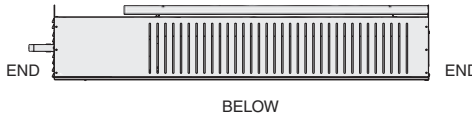
A	B	C
9½"	11½"	48"

Minimum Clearance To Combustibles – Outdoor Installations**

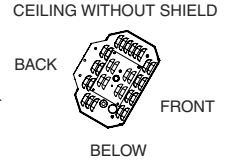
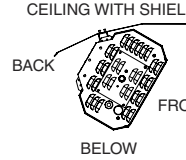
HORIZONTAL MOUNT



CEILING



ANGLE MOUNT



MODEL	MOUNTING	CEILING	CEILING* WITH SHIELD	BACK	BACK* WITH SHIELD	SIDE	END	BELOW	FRONT
SGL35	0°	20"	10"	12"	12"	24"	12"	40"	50"
SGL35	15° & 30°	23"	14"						
SGL35	45° & 60°	24"	17"						
SGL50	0°	22"	10"			28"	16"	60"	
SGL50	15° & 30°	22"	14"						
SGL50	45° & 60°	27"	17"						

*Installed with optional clearance shield to reduce ceiling and back clearances.

**Heaters can be installed indoors. Indoor installations require higher clearances. Refer to I & Os for Indoor Clearances to Combustibles requirements.

COMBUSTION AIR AND VENTILATION

Combustion air and venting requirements for all gas-fired heating equipment must be provided per the National Fuel Gas Code NFPA54 and CAN B149 or the authority having jurisdiction over the installation. Refer to Installation and Operation Instructions for further information. In indoor and tightly sealed buildings this heater requires ventilation. An indirect vented installation requires a minimum ventilation flow of 4 CFM per 1000 Btu/hr of total installed heater capacity by either gravity or power ventilation. For indirect vented applications, building exhaust opening must be located above the level of the heaters and the inlet air openings must be located below the level of the heaters.

FOR YOUR SAFETY

OPERATE SUNSTAR GAS INFRARED HEATERS WITH PROPER CARE AND OBSERVE ALL SAFETY PRECAUTIONS. Installation and service must be performed by a licensed contractor. The installation must conform to manufacturer's installation and operating instructions and with local codes. In the absence of local codes, the installation must conform with the National Fuel Gas Code ANSI Z223.1 (also known as NFPA 54) or CAN B149 installation codes.



PO Box 36271 Charlotte, North Carolina 28236
Telephone (888) 778-6782 (704) 372-3486 Fax (704) 332-5843

Email: info@sunstarheaters.com www.sunstarheaters.com

SunStar Heating Products, Inc. strives to improve quality and performance on a continuing basis and reserves the right to change specifications and material without notice.

©Copyright 2023, SunStar Heating Products, Inc.

